

AUTOSLIDE

ENTER THE FUTURE

Worldwide distributors of
Patented Automatic Door Products.



autoslide.com

WHO ARE WE

Autoslide, the leader in residential door and window automation, began as a thought born to Mark Hancock. He saw the future of automation merging from the office environment to our homes.

In 2011, the original version of AutoSlide was created, the first automatic sliding door system for the home that can automate existing sliding doors.

Today, there are now three automatic door systems by Autoslide:

1. The original AutoSlide system for single sliding doors
2. The MultiDrive system for multi-panel sliding door systems
3. And the newest addition, the AutoSwing for swing doors such as French patio doors.

Our systems have been designed and tested to assure safety when in use. All of our systems have been tested and certified under to the UL 325 standard on entrapment safety.

Safety features include:

- Auto-reverse upon the door encountering an object or person
- Optional safety beams to door closures if an object or person is in the travel path.



AUTOSLIDE

Autoslide is a compact D.I.Y. automatic sliding door system which is attached to existing manual free running patio, internal and sliding screen doors, to enable the door to open and close automatically. No more pushing or pulling of the doors.

There are several versions of the AutoSlide to choose from:

- AutoSlide standard for lighter panel doors with a drag weight up to 12 lbs.
- AutoSlide Elite for heavier door applications with a drag weight up to 45 lbs.
- iLock option that can be added to the standard or Elite versions to provide an automatic lock solution for your door.

HOW IT WORKS

AutoSlide is a compact system designed to automate patio sliding doors.

The system consists of a motor device, electronic controller and low voltage DC power supply encased in an aluminum slim line housing.

The door is then activated by specially designed wall mounted wireless push button, installed on both sides of the opening. Motion sensors and other activation options are available as an extra add-on.

The AutoSlide can be used to automate a single panel door, including:

- Sliding patio doors
- Pocket doors
- Barn doors

Automation of doors using the AutoSlide comes in use for:

- Creating an accessible doorway for those who are unable to open a door due to limited physical mobility
- Allowing your pets to go in and out of the home independently with the built-in Pet Mode feature
- Creating touchless access to rooms in offices, hospitals, and public bathrooms.



MultiDRIVE

BY AUTOSLIDE

MultiDrive System by AutoSlide was designed to be an easy to install and universal solution to transform your existing manual sliding doors and sliding windows to an automatic experience, thereby revolutionizing your home with accessibility and convenience.

The MultiDrive system comes with a heavy-duty motor and built-in automatic lock. It is driven by a belt and can operate up to a 65 lb. drag weight. The components are all hidden behind a cover that can be custom painted to match your door frame's color.

This system was designed to operate:

- Bi-parting sliding patio doors
- Multi-track sliding patio doors
- Bi-parting barn doors
- High-end single panel doors such as the ones found in luxury condos

MultiDrive is a great way to:

- Increase accessibility by powering large and heavy doors that many people may not be able to open manually.
- Open a large room to a beautiful view, let a nice breeze in, or provide open space for a social event.



AUTOSWING

AutoSwing is the newest automatic door system designed to automate swing doors. It will come in a standard version for lighter doors and an Elite version for heavier doors.

Just as with the rest of our systems, the AutoSwing can retrofit to existing doors or be added to a new door. Use it to automate French patio doors, entry doors, and bathrooms doors.

The AutoSwing comes in a slimline, low-profile housing, allowing it to fit in tight spaces. Features such as a built-in lithium back-up battery, external LED guide lights, internal speaker, and ability to integrate with smart locks will catapult the AutoSwing to the forefront of swing door automation.

Among creating an accessible doorway and converting your French patio doors into an automatic pet door, it provides the perfect solution to creating touchless doors for entering and exiting a bath room, reducing the number cross contamination points in the building.


Operator Features and Performance

- Compact slim design
- Heavy-duty 24V motor
- Modularized components for easy services
- Up to 220 lb (100kg) door weight
- Speaker for audible notifications
- Integrates with smart locks
- Bluetooth app for smart phones
- Motion sensor activation
- Pet access
- Touchless privacy options for bathroom doors
- Endcaps with LED indicator lights
- Lithium back-up battery
- RS-485 Integration



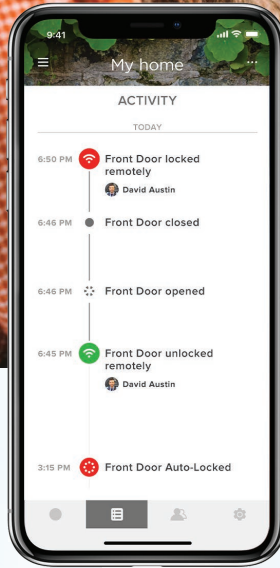
AUTOSWING

Integration with Yale Access



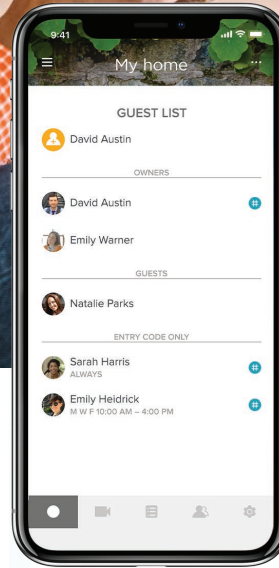
Control from anywhere

Lock and unlock your door from your app, anywhere in the world



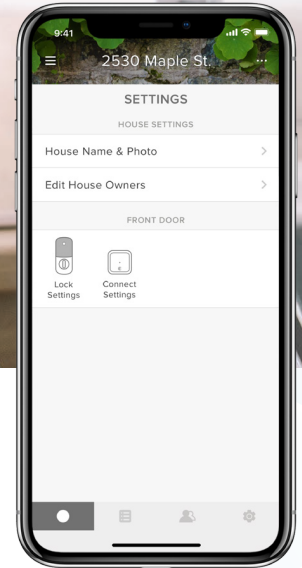
See access history

Receive real-time notifications and view a 24/7 activity feed



Share access with others

Manage entry codes or virtual keys for people you trust



DoorSense®

Check the status of the door and see if your door is securely closed and locked



Connects with:



AUTOSWING

Activate your Automatic Swing Door in conjunction with Yale Smart Lock.

Fully integrated with Yale App.

Safety Sensor preventing door hitting.

AutoPlus Gateway for WIFI connectivity.





Murphy Doors has implemented AutoSwing Operators to streamline the automation of their concealed door systems.

AutoSwing, distinguished by its sleek housing design, robust 24V motor, and seamless integration with Smart Locks, offers an exceptional solution for automating concealed doors.

With its built-in Bluetooth connectivity, the Autoslide mobile application, compatible with both Android and iOS devices and complemented by the AutoPlus gateway, empowers users with comprehensive control, even when they are remotely situated away from their residence or workplace.

AutoSwing main processing unit is the most advanced on the market.

- 

Smart Automatic Upgradeable Solution (SAUS)



Wireless Mode Pad Controller
- 

RS-485 PORT: Smart home and access control integrations



Lock Inputs for electric lock integration
- 

FIRE ALARM PORT: For external fire alarm integration



Customizable Optional Settings
- 

Built-in Bluetooth Technology



Integrated speaker for multiple voice notifications
- 

Built-in 433 MHz receiver

PRIVACY PACKAGE

The Privacy Package can be added to any of our existing systems to create a fully touch-free entry and exit point to a bathroom or fitting rooms.

Handwave sensors with built-in status lights prevent having to touch a door to open or close it, as well as let you know if the room is occupied already.

An included speaker provides an audible notification to those who are visually impaired.



ACTIVATION OPTIONS

All systems come standard with two wall buttons to open and close the automated door, but, because different doors required different interactions, Autoslide designed a unique access control systems and activation options such as:

- Motion sensors
- Keypads
- Remote Controls
- RFID proximity tags for pets and people
- Handwave sensors
- And a key switch cable that allows integration of third-party controls such as card readers



SMART PHONE APP

After nearly two years of development, Autoslide is releasing its next generation app to control our systems from your phone or tablet.

The app is Bluetooth based to allow control locally with no internet connection. Add the AutoPlus gateway to connect your system to the internet for control away from the home.

Some features found in the app include temporary mobile keys, mode status, and a door activity log.

Control your AutoSlide, MultiDrive, or AutoSwing using Alexa by adding the skill set to your Alexa account. From changing modes to locking doors, the Alexa feature will truly add convenience and security to your everyday life.



CONVENIENCE

- Change settings to grant or limit access to family, friends and service personnel when you're not at home.



LET PEOPLE IN WHEN YOU'RE NOT THERE WITH THE AUTOSLIDE APP

- Sensor is activated as people approach
- Notification is sent to your phone
- Grant or deny access from the app
- Open, close, lock and more with a simple tap on your iOS or Android phone
- Program your doors from your phone or tablet



SECURITY

- 24/7 motion sensor sends alerts to your phone when someone approaches your sliding doors.



AUTOSLIDE APP PRO



AUTOSWING DOOR SETTINGS

75% Speed. Reduce the travel speed of the door by 25%. This is used for light doors.

Door Opening Period: Set the amount of time the door will remain open, from 0 to 24 seconds, once it reaches its max open position. To operate the system in a toggle fashion (action to open/action to close), slide the Door Open Period to the max position.

Door Closing Force: Use this slider to increase/decrease the power output of the motor during the closing of the door. This setting comes preset at three (3).

Speaker Volume: Use this slider to increase/decrease the volume of the audio notifications.

End Cap Brightness: Use this slider to increase/decrease the brightness of the LED End Caps. Setting it to zero will turn off LEDs.

Set door opening width.

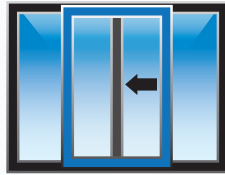
The screenshot shows the 'DOOR SETTINGS' app interface. At the top, it says 'DOOR SETTINGS'. Below this are several settings:

- 75% Speed:** A toggle switch that is currently turned off.
- Secure Pet Mode:** A toggle switch that is currently turned off.
- Lock with Electric Strike:** A toggle switch that is currently turned off.
- Door Open Period:** A slider set to 0 seconds. The range is from 0 sec to 25 sec.
- Opening Force:** A slider set to 0. The range is from weak to strong.
- Closing Force:** A slider set to 0. The range is from weak to strong.
- Closing End Force:** A slider set to 0. The range is from weak to strong.
- Speaker Volume:** A slider set to 0. There is a mute icon on the left and a speaker icon on the right.
- End Cap Brightness:** A slider set to 0. There is a sun icon on the left and a lightbulb icon on the right.
- Fire Alarm:** A toggle switch that is currently turned off.

At the bottom, there is a section titled 'LEARN OPEN WIDTH' with two buttons: 'Door' and 'Pet'.

Door Opening Force. Use this slider to increase/decrease the power output of the motor during the opening of the door. This setting comes preset at three (3).

Closing End Force: This setting is to provide extra power to ensure the door engages fully into the door jamb. Most used when doors have tight jambs or high wind pressure areas. This setting comes preset at three (3).



AUTOSLIDE

**Worldwide distributors of
Patented Automatic Door Products.**

AUTOSLIDE USA

8507 Benjamin Road, Suite G, TAMPA, FL 33634, USA
Phone: 833-337-5433

AUTOSLIDE AUSTRALIA

Unit 3/413 Victoria Street, Wetherill Park NSW 2164
Phone: 1300-646-735

Email: info@autoslide.com



For more information visit
autoslide.com